



Planning & Development Services October 2021

October 2021 Month in Review

October 2020 Month in Review

| Development Services Division | | | | | | | | |
|-------------------------------|--|--|--|--|--|--|--|--|
| | | | | | | | | |
| | | | | | | | | |
| | | | | | | | | |
| | | | | | | | | |
| | | | | | | | | |
| | | | | | | | | |
| | | | | | | | | |
| | | | | | | | | |
| | | | | | | | | |
| | | | | | | | | |
| | | | | | | | | |
| | | | | | | | | |
| | | | | | | | | |
| | | | | | | | | |
| | | | | | | | | |
| | | | | | | | | |
| | | | | | | | | |
| | | | | | | | | |
| | | | | | | | | |
| | | | | | | | | |
| | | | | | | | | |
| | | | | | | | | |
| | | | | | | | | |
| | | | | | | | | |
| | | | | | | | | |
| | | | | | | | | |
| | | | | | | | | |
| | | | | | | | | |
| | | | | | | | | |
| | | | | | | | | |
| | | | | | | | | |
| | | | | | | | | |
| | | | | | | | | |
| | | | | | | | | |
| | | | | | | | | |
| | | | | | | | | |
| | | | | | | | | |
| | | | | | | | | |
| | | | | | | | | |
| | | | | | | | | |
| | | | | | | | | |
| | | | | | | | | |
| | | | | | | | | |
| | | | | | | | | |
| | | | | | | | | |
| | | | | | | | | |
| | | | | | | | | |
| | | | | | | | | |
| | | | | | | | | |
| | | | | | | | | |
| | | | | | | | | |
| | | | | | | | | |
| | | | | | | | | |
| | | | | | | | | |
| | | | | | | | | |
| | | | | | | | | |
| | | | | | | | | |
| | | | | | | | | |
| | | | | | | | | |
| | | | | | | | | |
| | | | | | | | | |
| | | | | | | | | |
| | | | | | | | | |
| | | | | | | | | |
| | | | | | | | | |
| | | | | | | | | |
| | | | | | | | | |
| | | | | | | | | |
| | | | | | | | | |
| | | | | | | | | |
| | | | | | | | | |
| | | | | | | | | |
| | | | | | | | | |
| | | | | | | | | |
| | | | | | | | | |
| | | | | | | | | |
| | | | | | | | | |
| | | | | | | | | |
| | | | | | | | | |
| | | | | | | | | |
| | | | | | | | | |
| | | | | | | | | |
| | | | | | | | | |
| | | | | | | | | |
| | | | | | | | | |
| | | | | | | | | |
| | | | | | | | | |
| | | | | | | | | |
| | | | | | | | | |
| | | | | | | | | |
| | | | | | | | | |
| | | | | | | | | |
| | | | | | | | | |
| | | | | | | | | |
| | | | | | | | | |
| | | | | | | | | |
| | | | | | | | | |
| | | | | | | | | |
| | | | | | | | | |
| | | | | | | | | |
| | | | | | | | | |
| | | | | | | | | |
| | | | | | | | | |
| | | | | | | | | |
| | | | | | | | | |
| | | | | | | | | |
| | | | | | | | | |
| | | | | | | | | |
| | | | | | | | | |
| | | | | | | | | |
| | | | | | | | | |
| | | | | | | | | |
| | | | | | | | | |
| | | | | | | | | |
| | | | | | | | | |
| | | | | | | | | |
| | | | | | | | | |
| | | | | | | | | |
| | | | | | | | | |
| | | | | | | | | |
| | | | | | | | | |
| | | | | | | | | |
| | | | | | | | | |
| | | | | | | | | |
| | | | | | | | | |
| | | | | | | | | |
| | | | | | | | | |
| | | | | | | | | |
| | | | | | | | | |
| | | | | | | | | |
| | | | | | | | | |
| | | | | | | | | |
| | | | | | | | | |
| | | | | | | | | |
| | | | | | | | | |
| | | | | | | | | |
| | | | | | | | | |
| | | | | | | | | |
| | | | | | | | | |
| | | | | | | | | |
| | | | | | | | | |
| | | | | | | | | |
| | | | | | | | | |
| | | | | | | | | |
| | | | | | | | | |
| | | | | | | | | |
| | | | | | | | | |
| | | | | | | | | |
| | | | | | | | | |
| | | | | | | | | |
| | | | | | | | | |
| | | | | | | | | |
| | | | | | | | | |
| | | | | | | | | |
| | | | | | | | | |
| | | | | | | | | |
| | | | | | | | | |
| | | | | | | | | |
| | | | | | | | | |
| | | | | | | | | |
| | | | | | | | | |
| | | | | | | | | |
| | | | | | | | | |
| | | | | | | | | |
| | | | | | | | | |
| | | | | | | | | |
| | | | | | | | | |
| | | | | | | | | |
| | | | | | | | | |
| | | | | | | | | |
| | | | | | | | | |
| | | | | | | | | |
| | | | | | | | | |
| | | | | | | | | |
| | | | | | | | | |
| | | | | | | | | |
| | | | | | | | | |
| | | | | | | | | |
| | | | | | | | | |
| | | | | | | | | |
| | | | | | | | | |
| | | | | | | | | |
| | | | | | | | | |
| | | | | | | | | |
| | | | | | | | | |
| | | | | | | | | |
| | | | | | | | | |
| | | | | | | | | |
| | | | | | | | | |
| | | | | | | | | |
| | | | | | | | | |
| | | | | | | | | |
| | | | | | | | | |
| | | | | | | | | |
| | | | | | | | | |
| | | | | | | | | |
| | | | | | | | | |
| | | | | | | | | |
| | | | | | | | | |
| | | | | | | | | |
| | | | | | | | | |
| | | | | | | | | |
| | | | | | | | | |
| | | | | | | | | |
| | | | | | | | | |
| | | | | | | | | |
| | | | | | | | | |
| | | | | | | | | |
| | | | | | | | | |
| | | | | | | | | |
| | | | | | | | | |
| | | | | | | | | |
| | | | | | | | | |
| | | | | | | | | |
| | | | | | | | | |
| | | | | | | | | |
| | | | | | | | | |
| | | | | | | | | |
| | | | | | | | | |
| | | | | | | | | |
| | | | | | | | | |
| | | | | | | | | |
| | | | | | | | | |
| | | | | | | | | |
| | | | | | | | | |
| | | | | | | | | |
| | | | | | | | | |
| | | | | | | | | |
| | | | | | | | | |
| | | | | | | | | |
| | | | | | | | | |
| | | | | | | | | |
| | | | | | | | | |
| | | | | | | | | |
| | | | | | | | | |
| | | | | | | | | |
| | | | | | | | | |
| | | | | | | | | |
| | | | | | | | | |
| | | | | | | | | |

October 2021 Month in Review

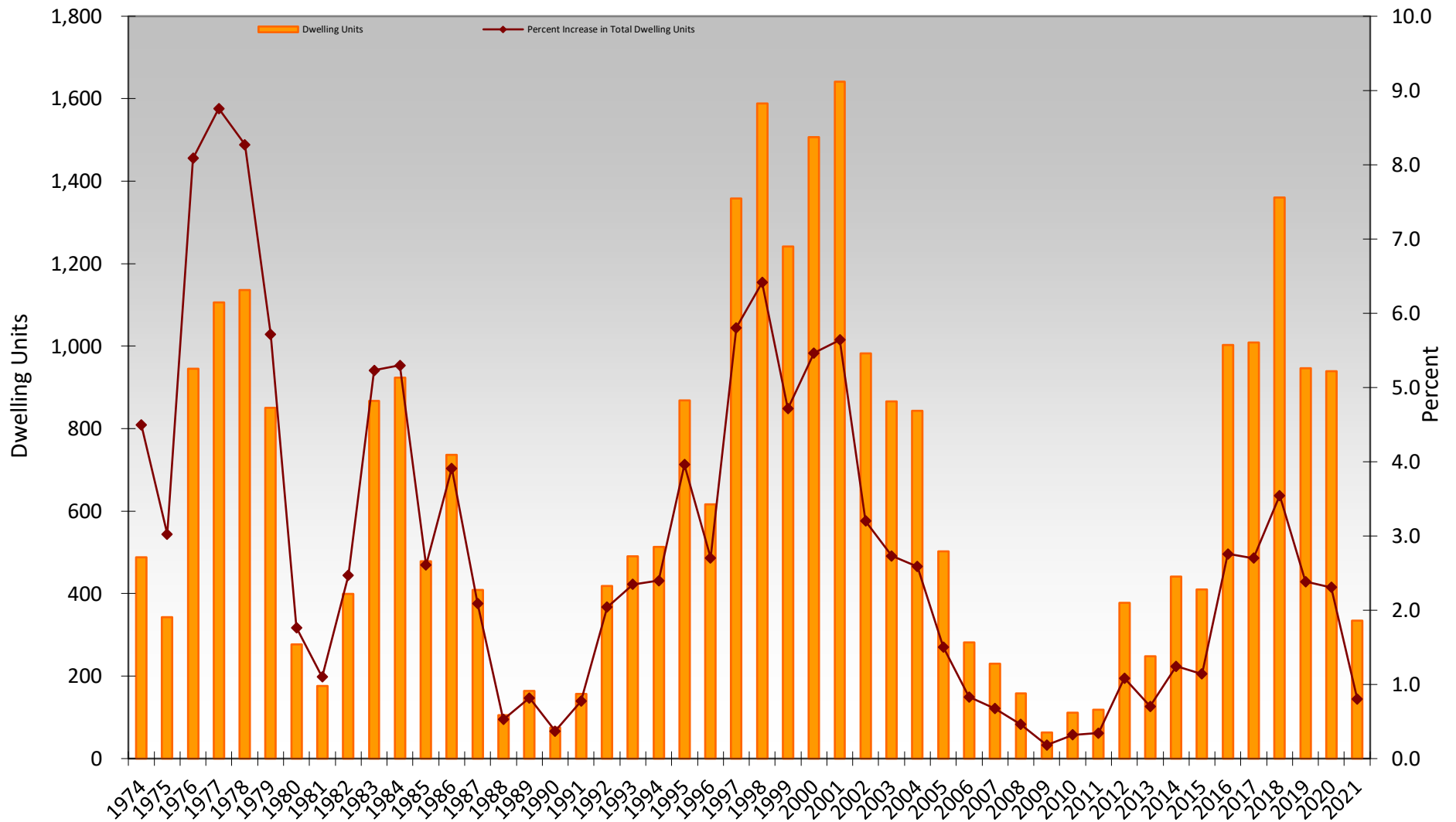
October 2020 Month in Review

| Permits Issued | | | | | Fees | | | |
|--|---------------------|---------------------|--------------|---------------------|---------------|---------------------|--------------|---------------------|
| <i>Fees & Waivers</i> | <i>Month</i> | <i>Year to Date</i> | <i>Month</i> | <i>Year to Date</i> | <i>Month</i> | <i>Year to Date</i> | <i>Month</i> | <i>Year to Date</i> |
| Developer Incentive Program (DDA) | 13 | 73 | \$17,718 | \$118,698 | 13 | 95 | \$10,586 | \$148,338 |
| Affordable Housing | 0 | 2 | \$0 | \$456,566 | 2 | 10 | \$336,253 | \$547,439 |
| Façade Improvement | 0 | 0 | \$0 | \$0 | 0 | 0 | \$0 | \$0 |
| Number of Licenses | | | | | Fees Received | | | |
| <i>Licenses</i> | <i>Month</i> | <i>Year to Date</i> | <i>Month</i> | <i>Year to Date</i> | <i>Month</i> | <i>Year to Date</i> | <i>Month</i> | <i>Year to Date</i> |
| Contractor Licensing | 88 | 1290 | \$7,600 | \$112,100 | 106 | 1,280 | \$9,225 | \$110,250 |
| <i>Other</i> | <i>Month</i> | <i>Year to Date</i> | | | <i>Month</i> | <i>Year to Date</i> | | |
| Plan Reviews | 58 | 509 | | | 82 | 697 | | |
| Inspections | 1,751 | 22,036 | | | 2,751 | 25,401 | | |
| Planning Division | | | | | | | | |
| <i>Contacts</i> | <i>Month</i> | <i>Year to Date</i> | | | <i>Month</i> | <i>Year to Date</i> | | |
| Floor Duty Contacts | 298 | 3,098 | | | 317 | 2,970 | | |
| <i>Historic Preservation</i> | <i>Month</i> | <i>Year to Date</i> | | | <i>Month</i> | <i>Year to Date</i> | | |
| New Program Inquiries | 19 | 143 | | | 15 | 117 | | |
| Designated Structures | 0 | 2 | | | 0 | 1 | | |
| <i>Referrals</i> | <i>Month</i> | <i>Year to Date</i> | | | <i>Month</i> | <i>Year to Date</i> | | |
| County Referrals | 3 | 37 | | | 1 | 39 | | |
| Redevelopment Division | | | | | | | | |
| <i>Contacts</i> | <i>Month</i> | <i>Year to Date</i> | | | <i>Month</i> | <i>Year to Date</i> | | |
| Property Owners/Developers | 4 | 45 | | | 3 | 33 | | |
| | <i>Month</i> | <i>Year to Date</i> | | | <i>Month</i> | <i>Year to Date</i> | | |
| Primary Employers Incentives Approved | | | | | | | | |
| | <i>Month</i> | <i>Year to Date</i> | | | <i>Month</i> | <i>Year to Date</i> | | |
| Number Approved | 1 | 1 | | | 0 | 0 | | |
| Short Term Rental Licenses | | | | | | | | |
| | <i>Year to Date</i> | | | | <i>Month</i> | <i>Year to Date</i> | | |
| Number of Licenses Issued | 16 | 66 | | | 11 | 90 | | |
| Code Enforcement | | | | | | | | |
| | <i>Month</i> | <i>Year to Date</i> | | | <i>Month</i> | <i>Year to Date</i> | | |
| New Cases Initiated | 270 | 3,973 | | | 303 | 4,246 | | |
| Inspections | 485 | 6,397 | | | 601 | 6,988 | | |
| Code Enforcement Division 2021 Case Statistics | | | | | | | | |

| Historical Residential Building Permit Data | | | | | | | | | | | | | | | | | | | |
|---|-----|-----|-----|---------|-----|-----|------|---------|------|-----|------|---------|-----|-----|-----|---------|----------|-----------|------------|
| (Dwelling Units) | | | | | | | | | | | | | | | | | | | |
| YEAR | JAN | FEB | MAR | 1ST QTR | APR | MAY | JUNE | 2ND QTR | JULY | AUG | SEPT | 3RD QTR | OCT | NOV | DEC | 4TH QTR | YR TOTAL | TOTAL DUs | % INCREASE |
| 1973 | | | | | | | | | | | | | | | | | | 10,854 | - |
| 1974 | 45 | 61 | 117 | 223 | 65 | 79 | 10 | 154 | 5 | 27 | 27 | 59 | 20 | 13 | 19 | 52 | 488 | 11,342 | 4.5 |
| 1975 | 19 | 37 | 26 | 82 | 49 | 36 | 54 | 139 | 39 | 6 | 21 | 66 | 18 | 13 | 25 | 56 | 343 | 11,685 | 3.0 |
| 1976 | 50 | 41 | 163 | 254 | 64 | 54 | 92 | 210 | 72 | 76 | 166 | 314 | 60 | 66 | 41 | 167 | 945 | 12,630 | 8.1 |
| 1977 | 82 | 88 | 113 | 283 | 85 | 184 | 65 | 334 | 74 | 72 | 60 | 206 | 117 | 96 | 70 | 283 | 1,106 | 13,736 | 8.8 |
| 1978 | 82 | 69 | 133 | 284 | 64 | 41 | 242 | 347 | 142 | 101 | 56 | 299 | 97 | 51 | 58 | 206 | 1,136 | 14,872 | 8.3 |
| 1979 | 20 | 60 | 106 | 186 | 66 | 53 | 97 | 216 | 75 | 100 | 72 | 247 | 86 | 38 | 77 | 201 | 850 | 15,722 | 5.7 |
| 1980 | 8 | 25 | 30 | 63 | 12 | 5 | 21 | 38 | 28 | 32 | 16 | 76 | 22 | 25 | 53 | 100 | 277 | 15,999 | 1.8 |
| 1981 | 8 | 5 | 9 | 22 | 30 | 27 | 16 | 73 | 13 | 10 | 11 | 34 | 28 | 10 | 9 | 47 | 176 | 16,175 | 1.1 |
| 1982 | 11 | 8 | 19 | 38 | 26 | 31 | 41 | 98 | 54 | 16 | 13 | 83 | 28 | 47 | 105 | 180 | 399 | 16,574 | 2.5 |
| 1983 | 188 | 24 | 42 | 254 | 54 | 66 | 133 | 253 | 63 | 50 | 68 | 181 | 112 | 29 | 38 | 179 | 867 | 17,441 | 5.2 |
| 1984 | 71 | 38 | 268 | 377 | 72 | 100 | 75 | 247 | 60 | 52 | 44 | 156 | 45 | 77 | 22 | 144 | 924 | 18,365 | 5.3 |
| 1985 | 31 | 34 | 40 | 105 | 68 | 23 | 45 | 136 | 36 | 28 | 34 | 98 | 31 | 18 | 91 | 140 | 479 | 18,844 | 2.6 |
| 1986 | 68 | 125 | 32 | 225 | 40 | 29 | 27 | 96 | 104 | 183 | 43 | 330 | 59 | 16 | 11 | 86 | 737 | 19,581 | 3.9 |
| 1987 | 14 | 15 | 110 | 139 | 35 | 11 | 155 | 201 | 8 | 11 | 24 | 43 | 3 | 14 | 9 | 26 | 409 | 19,990 | 2.1 |
| 1988 | 3 | 5 | 6 | 14 | 9 | 8 | 10 | 27 | 13 | 13 | 21 | 47 | 6 | 7 | 4 | 17 | 105 | 20,095 | 0.5 |
| 1989 | 15 | 8 | 9 | 32 | 7 | 13 | 9 | 29 | 3 | 5 | 4 | 12 | 7 | 6 | 78 | 91 | 164 | 20,259 | 0.8 |
| 1990 | 4 | 1 | 10 | 15 | 7 | 6 | 6 | 19 | 8 | 11 | 8 | 27 | 8 | 3 | 3 | 14 | 75 | 20,334 | 0.4 |
| 1991 | 7 | 8 | 17 | 32 | 12 | 14 | 13 | 39 | 11 | 16 | 13 | 40 | 17 | 15 | 14 | 46 | 157 | 20,491 | 0.8 |
| 1992 | 21 | 22 | 27 | 70 | 29 | 34 | 27 | 90 | 25 | 26 | 49 | 100 | 38 | 47 | 73 | 158 | 418 | 20,909 | 2.0 |
| 1993 | 104 | 18 | 48 | 170 | 35 | 36 | 23 | 94 | 31 | 33 | 31 | 95 | 67 | 13 | 52 | 132 | 491 | 21,400 | 2.3 |
| 1994 | 4 | 30 | 55 | 89 | 42 | 75 | 53 | 170 | 35 | 39 | 43 | 117 | 53 | 23 | 61 | 137 | 513 | 21,913 | 2.4 |
| 1995 | 14 | 71 | 65 | 150 | 52 | 31 | 33 | 116 | 58 | 63 | 35 | 156 | 43 | 346 | 57 | 446 | 868 | 22,781 | 4.0 |
| 1996 | 12 | 39 | 38 | 89 | 46 | 57 | 32 | 135 | 48 | 74 | 44 | 166 | 71 | 80 | 75 | 226 | 616 | 23,397 | 2.7 |
| 1997 | 67 | 51 | 110 | 228 | 231 | 242 | 88 | 561 | 107 | 81 | 91 | 279 | 120 | 69 | 101 | 290 | 1,358 | 24,755 | 5.8 |
| 1998 | 93 | 63 | 114 | 270 | 89 | 79 | 295 | 463 | 86 | 56 | 253 | 395 | 324 | 74 | 62 | 460 | 1,588 | 26,343 | 6.4 |
| 1999 | 60 | 72 | 113 | 245 | 101 | 60 | 98 | 259 | 135 | 261 | 112 | 508 | 126 | 34 | 70 | 230 | 1,242 | 27,585 | 4.7 |
| 2000 | 152 | 117 | 85 | 354 | 176 | 197 | 95 | 468 | 118 | 133 | 112 | 363 | 133 | 52 | 137 | 322 | 1,507 | 29,092 | 5.5 |
| 2001 | 395 | 110 | 394 | 899 | 82 | 113 | 78 | 273 | 108 | 140 | 81 | 329 | 48 | 42 | 50 | 140 | 1,641 | 30,733 | 5.6 |
| 2002 | 131 | 65 | 91 | 287 | 54 | 80 | 103 | 237 | 89 | 172 | 47 | 308 | 76 | 37 | 38 | 151 | 983 | 31,716 | 3.2 |
| 2003 | 81 | 39 | 52 | 172 | 95 | 116 | 67 | 278 | 92 | 56 | 94 | 242 | 86 | 40 | 48 | 174 | 866 | 32,582 | 2.7 |
| 2004 | 60 | 62 | 115 | 237 | 79 | 86 | 83 | 248 | 49 | 92 | 42 | 183 | 62 | 41 | 72 | 175 | 843 | 33,425 | 2.6 |
| 2005 | 55 | 57 | 60 | 172 | 40 | 31 | 80 | 151 | 54 | 28 | 20 | 102 | 28 | 33 | 16 | 77 | 502 | 33,927 | 1.5 |
| 2006 | 34 | 49 | 47 | 130 | 19 | 26 | 20 | 65 | 8 | 19 | 12 | 39 | 11 | 12 | 25 | 48 | 282 | 34,209 | 0.8 |
| 2007 | 26 | 6 | 10 | 42 | 20 | 24 | 21 | 65 | 18 | 18 | 31 | 67 | 23 | 8 | 25 | 56 | 230 | 34,439 | 0.7 |
| 2008 | 9 | 4 | 2 | 15 | 48 | 5 | 2 | 55 | 10 | 13 | 8 | 31 | 54 | 1 | 2 | 57 | 158 | 34,597 | 0.5 |
| 2009 | 24 | 7 | 7 | 38 | 4 | 2 | 0 | 6 | 2 | 4 | 6 | 12 | 1 | 0 | 6 | 7 | 63 | 34,660 | 0.2 |
| 2010 | 6 | 4 | 5 | 15 | 32 | 5 | 5 | 42 | 13 | 4 | 9 | 26 | 7 | 12 | 9 | 28 | 111 | 34,771 | 0.3 |
| 2011 | 2 | 8 | 4 | 14 | 1 | 7 | 2 | 10 | 1 | 14 | 58 | 73 | 9 | 4 | 9 | 22 | 119 | 34,890 | 0.3 |
| 2012 | 15 | 16 | 4 | 35 | 4 | 66 | 12 | 82 | 11 | 22 | 22 | 55 | 9 | 68 | 129 | 206 | 378 | 35,268 | 1.1 |
| 2013 | 10 | 11 | 10 | 31 | 21 | 18 | 4 | 43 | 31 | 22 | 11 | 64 | 11 | 88 | 11 | 110 | 248 | 35,516 | 0.7 |
| 2014 | 22 | 111 | 118 | 251 | 31 | 39 | 31 | 101 | 13 | 14 | 27 | 54 | 10 | 9 | 16 | 35 | 441 | 35,957 | 1.2 |
| 2015 | 15 | 19 | 31 | 65 | 29 | 31 | 36 | 96 | 89 | 60 | 23 | 172 | 21 | 27 | 29 | 77 | 410 | 36,367 | 1.1 |
| 2016 | 38 | 34 | 30 | 102 | 28 | 52 | 129 | 209 | 39 | 37 | 213 | 289 | 111 | 23 | 269 | 403 | 1,003 | 37,370 | 2.8 |
| 2017 | 17 | 58 | 115 | 190 | 107 | 324 | 20 | 451 | 26 | 65 | 29 | 120 | 106 | 31 | 111 | 248 | 1,009 | 38,379 | 2.7 |
| 2018 | 68 | 123 | 83 | 274 | 155 | 89 | 185 | 429 | 28 | 56 | 154 | 238 | 112 | 266 | 41 | 419 | 1,360 | 39,739 | 3.5 |
| 2019 | 161 | 148 | 39 | 348 | 37 | 265 | 74 | 376 | 52 | 27 | 37 | 116 | 37 | 45 | 25 | 107 | 947 | 40,686 | 2.4 |
| 2020 | 23 | 24 | 234 | 281 | 147 | 31 | 190 | 368 | 31 | 38 | 26 | 95 | 84 | 90 | 21 | 195 | 939 | 41,625 | 2.3 |
| 2021 | 88 | 16 | 20 | 124 | 11 | 11 | 70 | 92 | 96 | 6 | 9 | 111 | 8 | 0 | 0 | 8 | 335 | 41,960 | 0.8 |

| | | | | | | | | | | | | | | | | | | | |
|------------------------------|-------|-------|-------|-------|-------|-------|-------|-------|-------|-------|-------|-------|-------|-------|-------|-------|--------|-----------|-----|
| Historic Summary Data | | | | | | | | | | | | | | | | | | | |
| TOTAL (1974-2021) | 2,533 | 2,106 | 3,376 | 8,015 | 2,610 | 3,012 | 3,067 | 8,689 | 2,311 | 2,482 | 2,430 | 7,223 | 2,653 | 2,159 | 2,367 | 7,179 | 31,106 | 1,275,126 | 138 |
| AVERAGE (1974-2021) | 53 | 44 | 70 | 167 | 54 | 63 | 64 | 181 | 48 | 52 | 51 | 150 | 55 | 45 | 49 | 150 | 648 | 26,565 | 3 |
| 10-Year | | | | | | | | | | | | | | | | | | | |
| TOTAL (2012-2021) | 457 | 560 | 684 | 1,701 | 570 | 926 | 751 | 2,247 | 416 | 347 | 551 | 1,314 | 509 | 647 | 652 | 1,808 | 7,070 | 382,867 | 19 |
| AVERAGE (2012-2021) | 46 | 56 | 68 | 170 | 57 | 93 | 75 | 225 | 42 | 35 | 55 | 131 | 51 | 65 | 65 | 181 | 707 | 38,287 | 2 |
| 5-Year | | | | | | | | | | | | | | | | | | | |
| TOTAL (2017-2021) | 357 | 369 | 491 | 1,217 | 457 | 720 | 539 | 1,716 | 233 | 192 | 255 | 680 | 347 | 432 | 198 | 977 | 4,590 | 202,389 | 12 |
| AVERAGE (2017-2021) | 71 | 74 | 98 | 243 | 91 | 144 | 108 | 343 | 47 | 38 | 51 | 136 | 69 | 86 | 40 | 195 | 918 | 40,478 | 2 |
| 3-Year | | | | | | | | | | | | | | | | | | | |
| TOTAL (2019-2021) | 272 | 188 | 293 | 753 | 195 | 307 | 334 | 836 | 179 | 71 | 72 | 322 | 129 | 135 | 46 | 310 | 2,221 | 124,271 | 5 |
| AVERAGE(2019-2021) | 91 | 63 | 98 | 251 | 65 | 102 | 111 | 279 | 60 | 24 | 24 | 107 | 43 | 45 | 15 | 103 | 740 | 41,424 | 2 |

Number of Dwelling Units Issued Permits and Percent Increase in Total Dwelling Units



| Historical Residential Building Permit Data | | | | | | | | | | | | | | | | | | |
|---|-----|-----|-----|---------|-----|-----|------|---------|------|-----|------|---------|-----|-----|-----|---------|----------|--|
| (Single Family Detached Dwelling Units) | | | | | | | | | | | | | | | | | | |
| YEAR | JAN | FEB | MAR | 1ST QTR | APR | MAY | JUNE | 2ND QTR | JULY | AUG | SEPT | 3RD QTR | OCT | NOV | DEC | 4TH QTR | YR TOTAL | |
| 1974 | 45 | 55 | 88 | 188 | 61 | 72 | 6 | 139 | 5 | 24 | 27 | 56 | 18 | 13 | 16 | 47 | 430 | |
| 1975 | 19 | 35 | 25 | 79 | 45 | 36 | 44 | 125 | 39 | 4 | 21 | 64 | 18 | 13 | 23 | 54 | 322 | |
| 1976 | 46 | 35 | 36 | 117 | 54 | 50 | 77 | 181 | 56 | 71 | 76 | 203 | 45 | 54 | 37 | 136 | 637 | |
| 1977 | 63 | 66 | 89 | 218 | 68 | 108 | 49 | 225 | 63 | 62 | 42 | 167 | 81 | 70 | 55 | 206 | 816 | |
| 1978 | 48 | 59 | 69 | 176 | 57 | 41 | 48 | 146 | 64 | 53 | 43 | 160 | 64 | 37 | 24 | 125 | 607 | |
| 1979 | 16 | 37 | 54 | 107 | 40 | 33 | 51 | 124 | 57 | 39 | 54 | 150 | 56 | 30 | 61 | 147 | 528 | |
| 1980 | 8 | 9 | 11 | 28 | 8 | 4 | 16 | 28 | 22 | 24 | 12 | 58 | 17 | 20 | 18 | 55 | 169 | |
| 1981 | 6 | 5 | 9 | 20 | 30 | 25 | 16 | 71 | 13 | 10 | 7 | 30 | 6 | 10 | 9 | 25 | 146 | |
| 1982 | 9 | 8 | 19 | 36 | 22 | 19 | 35 | 76 | 52 | 11 | 13 | 76 | 19 | 33 | 46 | 98 | 286 | |
| 1983 | 166 | 20 | 32 | 218 | 52 | 31 | 71 | 154 | 49 | 48 | 40 | 137 | 49 | 23 | 28 | 100 | 609 | |
| 1984 | 71 | 33 | 67 | 171 | 34 | 58 | 41 | 133 | 45 | 44 | 26 | 115 | 25 | 32 | 10 | 67 | 486 | |
| 1985 | 23 | 28 | 32 | 83 | 54 | 23 | 36 | 113 | 32 | 24 | 34 | 90 | 24 | 16 | 17 | 57 | 343 | |
| 1986 | 68 | 27 | 32 | 127 | 40 | 29 | 25 | 94 | 28 | 14 | 19 | 61 | 27 | 16 | 11 | 54 | 336 | |
| 1987 | 11 | 15 | 35 | 61 | 35 | 11 | 11 | 57 | 8 | 11 | 24 | 43 | 3 | 14 | 6 | 23 | 184 | |
| 1988 | 3 | 5 | 6 | 14 | 9 | 8 | 10 | 27 | 13 | 13 | 21 | 47 | 6 | 7 | 4 | 17 | 105 | |
| 1989 | 15 | 8 | 9 | 32 | 7 | 13 | 9 | 29 | 3 | 5 | 4 | 12 | 7 | 6 | 6 | 19 | 92 | |
| 1990 | 4 | 1 | 10 | 15 | 7 | 6 | 6 | 19 | 8 | 11 | 8 | 27 | 8 | 3 | 3 | 14 | 75 | |
| 1991 | 7 | 8 | 17 | 32 | 12 | 14 | 13 | 39 | 11 | 16 | 13 | 40 | 17 | 15 | 14 | 46 | 157 | |
| 1992 | 0 | 20 | 27 | 47 | 29 | 34 | 27 | 90 | 25 | 26 | 49 | 100 | 38 | 47 | 57 | 142 | 379 | |
| 1993 | 104 | 14 | 16 | 134 | 33 | 34 | 23 | 90 | 31 | 33 | 31 | 95 | 67 | 5 | 52 | 124 | 443 | |
| 1994 | 4 | 30 | 47 | 81 | 42 | 65 | 40 | 147 | 33 | 29 | 38 | 100 | 29 | 23 | 38 | 90 | 418 | |
| 1995 | 10 | 23 | 55 | 88 | 50 | 23 | 25 | 98 | 46 | 63 | 35 | 144 | 43 | 37 | 39 | 119 | 449 | |
| 1996 | 12 | 33 | 38 | 83 | 46 | 57 | 32 | 135 | 36 | 74 | 44 | 154 | 67 | 54 | 60 | 181 | 553 | |
| 1997 | 63 | 51 | 109 | 223 | 81 | 68 | 88 | 237 | 99 | 81 | 91 | 271 | 104 | 59 | 59 | 222 | 953 | |
| 1998 | 78 | 42 | 107 | 227 | 74 | 75 | 74 | 223 | 64 | 54 | 90 | 208 | 88 | 54 | 40 | 182 | 840 | |
| 1999 | 32 | 53 | 64 | 149 | 57 | 40 | 58 | 155 | 95 | 69 | 67 | 231 | 110 | 27 | 52 | 189 | 724 | |
| 2000 | 45 | 52 | 68 | 165 | 114 | 91 | 77 | 282 | 67 | 97 | 57 | 221 | 63 | 36 | 71 | 170 | 838 | |
| 2001 | 84 | 84 | 84 | 252 | 73 | 70 | 72 | 215 | 85 | 59 | 76 | 220 | 46 | 35 | 25 | 106 | 793 | |
| 2002 | 63 | 65 | 67 | 195 | 51 | 61 | 77 | 189 | 64 | 78 | 46 | 188 | 42 | 25 | 36 | 103 | 675 | |
| 2003 | 47 | 37 | 31 | 115 | 51 | 69 | 52 | 172 | 74 | 44 | 48 | 166 | 57 | 38 | 31 | 126 | 579 | |
| 2004 | 45 | 43 | 68 | 156 | 51 | 59 | 40 | 150 | 37 | 40 | 35 | 112 | 51 | 38 | 29 | 118 | 536 | |
| 2005 | 49 | 32 | 35 | 116 | 38 | 29 | 56 | 123 | 35 | 17 | 18 | 70 | 11 | 30 | 11 | 52 | 361 | |
| 2006 | 23 | 29 | 28 | 80 | 15 | 20 | 16 | 51 | 8 | 19 | 9 | 36 | 9 | 5 | 5 | 19 | 186 | |
| 2007 | 10 | 6 | 8 | 24 | 11 | 10 | 11 | 32 | 10 | 13 | 14 | 37 | 3 | 3 | 4 | 10 | 103 | |
| 2008 | 5 | 4 | 2 | 11 | 2 | 1 | 2 | 5 | 2 | 5 | 8 | 15 | 4 | 1 | 2 | 7 | 38 | |
| 2009 | 1 | 3 | 4 | 8 | 4 | 2 | 0 | 6 | 2 | 4 | 3 | 9 | 1 | 0 | 0 | 1 | 24 | |
| 2010 | 6 | 0 | 2 | 8 | 4 | 5 | 5 | 14 | 8 | 1 | 0 | 9 | 1 | 0 | 2 | 3 | 34 | |
| 2011 | 2 | 2 | 1 | 5 | 1 | 1 | 0 | 2 | 0 | 2 | 3 | 5 | 4 | 4 | 8 | 16 | 28 | |
| 2012 | 14 | 9 | 4 | 27 | 3 | 10 | 6 | 19 | 6 | 14 | 9 | 29 | 9 | 16 | 4 | 29 | 104 | |
| 2013 | 4 | 5 | 10 | 19 | 8 | 12 | 4 | 24 | 13 | 20 | 9 | 42 | 9 | 23 | 10 | 42 | 127 | |
| 2014 | 20 | 5 | 6 | 31 | 13 | 8 | 28 | 49 | 6 | 12 | 24 | 42 | 8 | 8 | 12 | 28 | 150 | |
| 2015 | 13 | 17 | 15 | 45 | 27 | 13 | 26 | 66 | 25 | 11 | 12 | 48 | 21 | 10 | 9 | 40 | 199 | |
| 2016 | 31 | 20 | 26 | 77 | 24 | 19 | 43 | 86 | 25 | 11 | 6 | 42 | 16 | 19 | 3 | 38 | 243 | |
| 2017 | 15 | 19 | 30 | 64 | 34 | 36 | 20 | 90 | 22 | 25 | 27 | 74 | 21 | 19 | 22 | 62 | 290 | |
| 2018 | 21 | 34 | 24 | 79 | 34 | 49 | 30 | 113 | 24 | 49 | 26 | 99 | 34 | 21 | 27 | 82 | 373 | |
| 2019 | 34 | 40 | 23 | 97 | 26 | 44 | 21 | 91 | 37 | 27 | 26 | 90 | 27 | 28 | 24 | 79 | 357 | |
| 2020 | 15 | 24 | 17 | 56 | 34 | 27 | 18 | 79 | 26 | 24 | 14 | 64 | 16 | 26 | 21 | 63 | 262 | |
| 2021 | 15 | 10 | 3 | 28 | 9 | 10 | 8 | 27 | 2 | 4 | 4 | 10 | 2 | 0 | 0 | 2 | 67 | |

Historic Summary Data

| | | | | | | | | | | | | | | | | | |
|---------------------|-------|-------|-------|-------|-------|-------|-------|-------|-------|-------|-------|-------|-------|-------|-------|-------|--------|
| TOTAL (1974-2021) | 1,493 | 1,260 | 1,659 | 4,412 | 1,674 | 1,623 | 1,543 | 4,840 | 1,575 | 1,489 | 1,403 | 4,467 | 1,491 | 1,103 | 1,141 | 3,735 | 17,454 |
| AVERAGE (1974-2021) | 31 | 26 | 35 | 92 | 35 | 34 | 32 | 101 | 33 | 31 | 29 | 93 | 31 | 23 | 24 | 78 | 364 |

10-Year

| | | | | | | | | | | | | | | | | | |
|---------------------|-----|-----|-----|-----|-----|-----|-----|-----|-----|-----|-----|-----|-----|-----|-----|-----|-------|
| TOTAL (2012-2021) | 182 | 183 | 158 | 523 | 212 | 228 | 204 | 644 | 186 | 197 | 157 | 540 | 163 | 170 | 132 | 465 | 2,172 |
| AVERAGE (2012-2021) | 18 | 18 | 16 | 52 | 21 | 23 | 20 | 64 | 19 | 20 | 16 | 54 | 16 | 17 | 13 | 47 | 217 |

5-Year

| | | | | | | | | | | | | | | | | | |
|---------------------|-----|-----|----|-----|-----|-----|----|-----|-----|-----|----|-----|-----|----|----|-----|-------|
| TOTAL (2017-2021) | 100 | 127 | 97 | 324 | 137 | 166 | 97 | 400 | 111 | 129 | 97 | 337 | 100 | 94 | 94 | 288 | 1,349 |
| AVERAGE (2017-2021) | 20 | 25 | 19 | 65 | 27 | 33 | 19 | 80 | 22 | 26 | 19 | 67 | 20 | 19 | 19 | 58 | 270 |

3-Year

| | | | | | | | | | | | | | | | | | |
|--------------------|----|----|----|-----|----|----|----|-----|----|----|----|-----|----|----|----|-----|-----|
| TOTAL (2019-2021) | 64 | 74 | 43 | 181 | 69 | 81 | 47 | 197 | 65 | 55 | 44 | 164 | 45 | 54 | 45 | 144 | 686 |
| AVERAGE(2019-2021) | 21 | 25 | 14 | 60 | 23 | 27 | 16 | 66 | 22 | 18 | 15 | 55 | 15 | 18 | 15 | 48 | 229 |

| Historical Residential Building Permit Data | | | | | | | | | | | | | | | | | | |
|---|-----|-----|-----|---------|-----|-----|------|---------|------|-----|------|---------|-----|-----|-----|---------|----------|--|
| (Other Residential Units*) | | | | | | | | | | | | | | | | | | |
| YEAR | JAN | FEB | MAR | 1ST QTR | APR | MAY | JUNE | 2ND QTR | JULY | AUG | SEPT | 3RD QTR | OCT | NOV | DEC | 4TH QTR | YR TOTAL | |
| 1974 | 0 | 6 | 29 | 35 | 4 | 7 | 4 | 15 | 0 | 3 | 0 | 3 | 2 | 0 | 3 | 5 | 58 | |
| 1975 | 0 | 2 | 1 | 3 | 4 | 0 | 10 | 14 | 0 | 2 | 0 | 2 | 0 | 0 | 2 | 2 | 21 | |
| 1976 | 4 | 6 | 127 | 137 | 10 | 4 | 15 | 29 | 16 | 5 | 90 | 111 | 15 | 12 | 4 | 31 | 308 | |
| 1977 | 19 | 22 | 24 | 65 | 17 | 76 | 16 | 109 | 11 | 10 | 18 | 39 | 36 | 26 | 15 | 77 | 290 | |
| 1978 | 34 | 10 | 64 | 108 | 7 | 0 | 194 | 201 | 78 | 48 | 13 | 139 | 33 | 14 | 34 | 81 | 529 | |
| 1979 | 4 | 23 | 52 | 79 | 26 | 20 | 46 | 92 | 18 | 61 | 18 | 97 | 30 | 8 | 16 | 54 | 322 | |
| 1980 | 0 | 16 | 19 | 35 | 4 | 1 | 5 | 10 | 6 | 8 | 4 | 18 | 5 | 5 | 35 | 45 | 108 | |
| 1981 | 2 | 0 | 0 | 2 | 0 | 2 | 0 | 2 | 0 | 0 | 4 | 4 | 22 | 0 | 0 | 22 | 30 | |
| 1982 | 2 | 0 | 0 | 2 | 4 | 12 | 6 | 22 | 2 | 5 | 0 | 7 | 9 | 14 | 59 | 82 | 113 | |
| 1983 | 22 | 4 | 10 | 36 | 2 | 35 | 62 | 99 | 14 | 2 | 28 | 44 | 63 | 6 | 10 | 79 | 258 | |
| 1984 | 0 | 5 | 201 | 206 | 38 | 42 | 34 | 114 | 15 | 8 | 18 | 41 | 20 | 45 | 12 | 77 | 438 | |
| 1985 | 8 | 6 | 8 | 22 | 14 | 0 | 9 | 23 | 4 | 4 | 0 | 8 | 7 | 2 | 74 | 83 | 136 | |
| 1986 | 0 | 98 | 0 | 98 | 0 | 0 | 2 | 2 | 76 | 169 | 24 | 269 | 32 | 0 | 0 | 32 | 401 | |
| 1987 | 3 | 0 | 75 | 78 | 0 | 0 | 144 | 144 | 0 | 0 | 0 | 0 | 0 | 0 | 3 | 3 | 225 | |
| 1988 | 0 | 0 | 0 | 0 | 0 | 0 | 0 | 0 | 0 | 0 | 0 | 0 | 0 | 0 | 0 | 0 | 0 | |
| 1989 | 0 | 0 | 0 | 0 | 0 | 0 | 0 | 0 | 0 | 0 | 0 | 0 | 0 | 0 | 72 | 72 | 72 | |
| 1990 | 0 | 0 | 0 | 0 | 0 | 0 | 0 | 0 | 0 | 0 | 0 | 0 | 0 | 0 | 0 | 0 | 0 | |
| 1991 | 0 | 0 | 0 | 0 | 0 | 0 | 0 | 0 | 0 | 0 | 0 | 0 | 0 | 0 | 0 | 0 | 0 | |
| 1992 | 0 | 2 | 0 | 2 | 0 | 0 | 0 | 0 | 0 | 0 | 0 | 0 | 0 | 0 | 16 | 16 | 18 | |
| 1993 | 0 | 4 | 32 | 36 | 2 | 2 | 0 | 4 | 0 | 0 | 0 | 0 | 0 | 8 | 0 | 8 | 48 | |
| 1994 | 0 | 0 | 8 | 8 | 0 | 10 | 13 | 23 | 2 | 10 | 5 | 17 | 24 | 0 | 23 | 47 | 95 | |
| 1995 | 4 | 48 | 10 | 62 | 2 | 8 | 8 | 18 | 12 | 0 | 0 | 12 | 0 | 309 | 18 | 327 | 419 | |
| 1996 | 0 | 6 | 0 | 6 | 0 | 0 | 0 | 0 | 12 | 0 | 0 | 12 | 4 | 26 | 15 | 45 | 63 | |
| 1997 | 4 | 0 | 1 | 5 | 150 | 174 | 0 | 324 | 8 | 0 | 0 | 8 | 16 | 10 | 42 | 68 | 405 | |
| 1998 | 15 | 21 | 7 | 43 | 15 | 4 | 221 | 240 | 22 | 2 | 163 | 187 | 236 | 20 | 22 | 278 | 748 | |
| 1999 | 28 | 19 | 49 | 96 | 44 | 20 | 40 | 104 | 40 | 192 | 45 | 277 | 16 | 7 | 18 | 41 | 518 | |
| 2000 | 107 | 65 | 17 | 189 | 62 | 106 | 18 | 186 | 51 | 36 | 55 | 142 | 70 | 16 | 66 | 152 | 669 | |
| 2001 | 311 | 26 | 310 | 647 | 9 | 43 | 6 | 58 | 23 | 81 | 5 | 109 | 2 | 7 | 25 | 34 | 848 | |
| 2002 | 68 | 0 | 24 | 92 | 3 | 19 | 26 | 48 | 25 | 94 | 1 | 120 | 34 | 12 | 2 | 48 | 308 | |
| 2003 | 34 | 2 | 21 | 57 | 44 | 47 | 15 | 106 | 18 | 12 | 46 | 76 | 29 | 2 | 17 | 48 | 287 | |
| 2004 | 15 | 19 | 47 | 81 | 28 | 27 | 43 | 98 | 12 | 52 | 7 | 71 | 11 | 3 | 43 | 57 | 307 | |
| 2005 | 6 | 25 | 25 | 56 | 2 | 2 | 24 | 28 | 19 | 11 | 2 | 32 | 17 | 3 | 5 | 25 | 141 | |
| 2006 | 11 | 20 | 19 | 50 | 4 | 6 | 4 | 14 | 0 | 0 | 3 | 3 | 2 | 7 | 20 | 29 | 96 | |
| 2007 | 16 | 0 | 2 | 18 | 9 | 14 | 10 | 33 | 8 | 5 | 17 | 30 | 20 | 5 | 21 | 46 | 127 | |
| 2008 | 4 | 0 | 0 | 4 | 46 | 4 | 0 | 50 | 8 | 8 | 0 | 16 | 50 | 0 | 0 | 50 | 120 | |
| 2009 | 23 | 4 | 3 | 30 | 0 | 0 | 0 | 0 | 0 | 0 | 3 | 3 | 0 | 0 | 6 | 6 | 39 | |
| 2010 | 0 | 4 | 3 | 7 | 28 | 0 | 0 | 28 | 5 | 3 | 9 | 17 | 6 | 12 | 7 | 25 | 77 | |
| 2011 | 0 | 6 | 3 | 9 | 0 | 6 | 2 | 8 | 1 | 12 | 55 | 68 | 5 | 0 | 1 | 6 | 91 | |
| 2012 | 1 | 7 | 0 | 8 | 1 | 56 | 6 | 63 | 5 | 8 | 13 | 26 | 0 | 52 | 125 | 177 | 274 | |
| 2013 | 6 | 6 | 0 | 12 | 13 | 6 | 0 | 0 | 18 | 2 | 2 | 22 | 2 | 65 | 1 | 68 | 121 | |
| 2014 | 2 | 106 | 112 | 220 | 18 | 31 | 3 | 52 | 7 | 2 | 3 | 12 | 2 | 1 | 4 | 7 | 291 | |
| 2015 | 2 | 2 | 16 | 20 | 2 | 18 | 10 | 30 | 64 | 49 | 11 | 124 | 0 | 17 | 20 | 37 | 211 | |
| 2016 | 7 | 14 | 4 | 25 | 4 | 33 | 86 | 123 | 14 | 26 | 207 | 247 | 95 | 4 | 266 | 365 | 760 | |
| 2017 | 2 | 39 | 85 | 126 | 73 | 288 | 0 | 361 | 4 | 40 | 2 | 46 | 85 | 12 | 89 | 186 | 719 | |
| 2018 | 47 | 89 | 59 | 195 | 121 | 40 | 155 | 316 | 4 | 7 | 128 | 139 | 78 | 245 | 14 | 337 | 987 | |
| 2019 | 127 | 108 | 16 | 251 | 11 | 221 | 53 | 285 | 15 | 0 | 11 | 26 | 10 | 17 | 1 | 28 | 590 | |
| 2020 | 8 | 0 | 217 | 225 | 113 | 4 | 172 | 289 | 5 | 14 | 12 | 31 | 68 | 64 | 0 | 132 | 677 | |
| 2021 | 73 | 6 | 17 | 96 | 2 | 1 | 62 | 65 | 94 | 2 | 5 | 101 | 6 | 0 | 0 | 6 | 268 | |

Historic Summary Data

| | | | | | | | | | | | | | | | | | |
|---------------------|-------|-----|-------|-------|-----|-------|-------|-------|-----|-----|-------|-------|-------|-------|-------|-------|--------|
| TOTAL (1974-2021) | 1,019 | 846 | 1,717 | 3,582 | 936 | 1,389 | 1,524 | 3,830 | 736 | 993 | 1,027 | 2,756 | 1,162 | 1,056 | 1,226 | 3,444 | 13,631 |
| AVERAGE (1974-2021) | 21 | 18 | 36 | 75 | 20 | 29 | 32 | 80 | 15 | 21 | 21 | 57 | 24 | 22 | 26 | 72 | 284 |

10-Year

| | | | | | | | | | | | | | | | | | |
|---------------------|-----|-----|-----|-------|-----|-----|-----|-------|-----|-----|-----|-----|-----|-----|-----|-------|-------|
| TOTAL (2012-2021) | 275 | 377 | 526 | 1,178 | 358 | 698 | 547 | 1,584 | 230 | 150 | 394 | 774 | 346 | 477 | 520 | 1,343 | 4,898 |
| AVERAGE (2012-2021) | 28 | 38 | 53 | 118 | 36 | 70 | 55 | 158 | 23 | 15 | 39 | 77 | 35 | 48 | 52 | 134 | 490 |

5-Year

| | | | | | | | | | | | | | | | | | |
|---------------------|-----|-----|-----|-----|-----|-----|-----|-------|-----|----|-----|-----|-----|-----|-----|-----|-------|
| TOTAL (2017-2021) | 257 | 242 | 394 | 893 | 320 | 554 | 442 | 1,316 | 122 | 63 | 158 | 343 | 247 | 338 | 104 | 689 | 3,241 |
| AVERAGE (2017-2021) | 51 | 48 | 79 | 179 | 64 | 111 | 88 | 263 | 24 | 13 | 32 | 69 | 49 | 68 | 21 | 138 | 648 |

3-Year

| | | | | | | | | | | | | | | | | | |
|--------------------|-----|-----|-----|-----|-----|-----|-----|-----|-----|----|----|-----|----|----|---|-----|-------|
| TOTAL (2019-2021) | 208 | 114 | 250 | 572 | 126 | 226 | 287 | 639 | 114 | 16 | 28 | 158 | 84 | 81 | 1 | 166 | 1,535 |
| AVERAGE(2019-2021) | 69 | 38 | 83 | 191 | 42 | 75 | 96 | 213 | 38 | 5 | 9 | 53 | 28 | 27 | 0 | 55 | 512 |

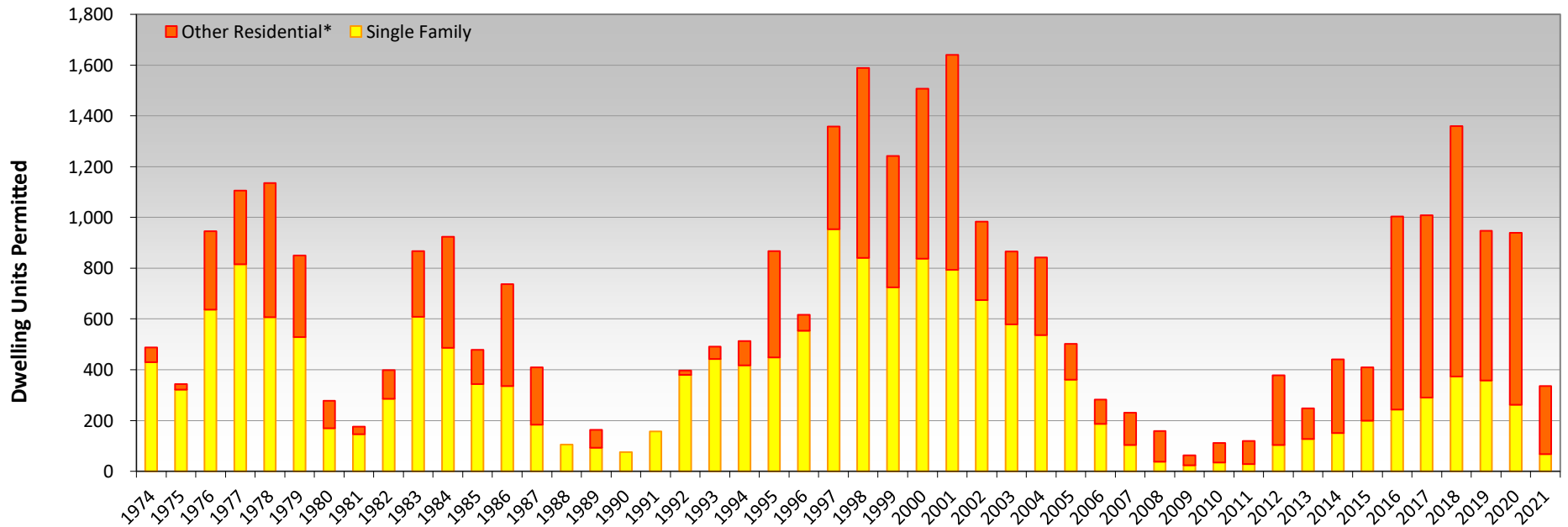
Residential Building Permit Data

2021

| MONTH | NEW CONSTRUCTION | | | | | | ADDITIONS/REMODELS* | | | TOTAL | | |
|-----------|------------------------|--------------|-------------|---------------------|--------------|-------------|---------------------|--------------|-------------|--------|--------------|-------------|
| | Single Family Detached | | | Other Residential** | | | | | | | | |
| | Number | Value | Square Feet | Number | Value | Square Feet | Number | Value | Square Feet | Number | Value | Square Feet |
| January | 15 | \$7,086,436 | 80,972 | 73 | \$15,771,941 | 75,762 | 36 | \$2,116,995 | 1,570 | 124 | \$24,975,372 | 158,304 |
| February | 10 | \$3,672,517 | 42,240 | 6 | \$975,751 | 9,518 | 40 | \$1,023,038 | 0 | 56 | \$5,671,306 | 51,758 |
| March | 3 | \$1,147,987 | 12,354 | 17 | \$3,754,734 | 45,630 | 37 | \$1,306,753 | 3,594 | 57 | \$6,209,474 | 61,578 |
| April | 9 | \$3,684,616 | 41,631 | 2 | \$559,491 | 8,052 | 49 | \$1,800,849 | 2,509 | 60 | \$6,044,955 | 52,192 |
| May | 10 | \$3,977,320 | 44,066 | 1 | \$167,800 | 571 | 26 | \$898,082 | 2,742 | 37 | \$5,043,202 | 47,379 |
| June | 8 | \$3,437,460 | 40,256 | 62 | \$9,689,656 | 64,363 | 23 | \$1,061,108 | 2,834 | 93 | \$14,188,224 | 107,453 |
| July | 2 | \$969,394 | 12,898 | 94 | \$14,081,146 | 126,231 | 18 | \$741,154 | 3,105 | 114 | \$15,791,694 | 142,234 |
| August | 4 | \$1,412,325 | 17,531 | 2 | \$537,149 | 6,206 | 21 | \$853,449 | 548 | 27 | \$2,802,923 | 24,285 |
| September | 4 | \$1,965,529 | 25,063 | 5 | \$938,433 | 8,558 | 29 | \$730,315 | 660 | 38 | \$3,634,277 | 34,281 |
| October | 2 | \$600,384 | 5,950 | 6 | \$1,577,104 | 15,886 | 36 | \$722,393 | 1,923 | 44 | \$2,899,881 | 23,759 |
| November | | | | | | | | | | 0 | \$0 | 0 |
| December | | | | | | | | | | 0 | \$0 | 0 |
| TOTAL | 67 | \$27,953,968 | 322,961 | 268 | \$48,053,205 | 360,777 | 315 | \$11,254,135 | 19,485 | 650 | \$87,261,308 | 703,223 |

* Sq Ft information includes additions only. **Other residential total updated to reflect YTD number of units (not number of permits).

Total Units Issued by Type of Dwelling Unit and Year



| Residential Certificates of Occupancy (Dwelling Units) | | | | | | | | | | | | | | | | | |
|---|-----|-----|-----|---------|-----|-----|------|---------|------|-----|------|---------|-----|-----|-----|---------|-----------|
| YEAR | JAN | FEB | MAR | 1ST QTR | APR | MAY | JUNE | 2ND QTR | JULY | AUG | SEPT | 3RD QTR | OCT | NOV | DEC | 4TH QTR | TOTAL COs |
| 1990 | 0 | 10 | 3 | 13 | 5 | 4 | 10 | 19 | 10 | 10 | 79 | 99 | 5 | 5 | 12 | 22 | 153 |
| 1991 | 11 | 7 | 9 | 27 | 9 | 9 | 12 | 30 | 19 | 14 | 11 | 44 | 10 | 5 | 12 | 27 | 128 |
| 1992 | 13 | 18 | 17 | 48 | 21 | 24 | 18 | 63 | 23 | 24 | 22 | 69 | 24 | 19 | 25 | 68 | 248 |
| 1993 | 28 | 25 | 28 | 81 | 84 | 61 | 80 | 225 | 51 | 41 | 37 | 129 | 61 | 31 | 46 | 138 | 573 |
| 1994 | 31 | 20 | 31 | 82 | 37 | 38 | 48 | 123 | 35 | 33 | 40 | 108 | 35 | 29 | 39 | 103 | 416 |
| 1995 | 26 | 23 | 47 | 96 | 25 | 30 | 48 | 103 | 58 | 48 | 57 | 163 | 56 | 41 | 44 | 141 | 503 |
| 1996 | 32 | 33 | 42 | 107 | 38 | 34 | 62 | 134 | 29 | 102 | 272 | 403 | 52 | 39 | 49 | 140 | 784 |
| 1997 | 57 | 52 | 47 | 156 | 54 | 74 | 60 | 188 | 69 | 98 | 84 | 251 | 72 | 70 | 87 | 229 | 824 |
| 1998 | 84 | 124 | 105 | 313 | 103 | 145 | 97 | 345 | 97 | 110 | 95 | 302 | 78 | 100 | 80 | 258 | 1,218 |
| 1999 | 69 | 61 | 78 | 208 | 54 | 63 | 64 | 181 | 59 | 64 | 151 | 274 | 59 | 66 | 242 | 367 | 1,030 |
| 2000 | 63 | 90 | 96 | 249 | 60 | 85 | 95 | 240 | 76 | 160 | 203 | 439 | 117 | 96 | 137 | 350 | 1,278 |
| 2001 | 77 | 76 | 103 | 256 | 60 | 113 | 85 | 258 | 58 | 157 | 70 | 285 | 106 | 90 | 83 | 279 | 1,078 |
| 2002 | 47 | 76 | 83 | 206 | 67 | 61 | 300 | 428 | 135 | 78 | 83 | 296 | 76 | 86 | 210 | 372 | 1,302 |
| 2003 | 78 | 43 | 47 | 168 | 49 | 48 | 53 | 150 | 59 | 60 | 90 | 209 | 86 | 76 | 109 | 271 | 798 |
| 2004 | 73 | 55 | 50 | 178 | 67 | 68 | 59 | 194 | 62 | 66 | 60 | 188 | 51 | 70 | 48 | 169 | 729 |
| 2005 | 59 | 65 | 72 | 196 | 39 | 47 | 65 | 151 | 45 | 49 | 36 | 130 | 59 | 40 | 55 | 154 | 631 |
| 2006 | 35 | 47 | 55 | 137 | 27 | 36 | 21 | 84 | 18 | 60 | 20 | 98 | 39 | 25 | 14 | 78 | 397 |
| 2007 | 21 | 13 | 30 | 64 | 34 | 15 | 39 | 88 | 8 | 26 | 34 | 68 | 16 | 27 | 8 | 51 | 271 |
| 2008 | 16 | 16 | 22 | 54 | 8 | 11 | 9 | 28 | 31 | 22 | 15 | 68 | 15 | 4 | 0 | 19 | 169 |
| 2009 | 12 | 4 | 1 | 17 | 3 | 7 | 2 | 12 | 2 | 2 | 5 | 9 | 1 | 4 | 0 | 5 | 43 |
| 2010 | 0 | 12 | 0 | 12 | 3 | 1 | 108 | 112 | 7 | 2 | 7 | 16 | 8 | 8 | 16 | 32 | 172 |
| 2011 | 2 | 9 | 3 | 14 | 1 | 5 | 4 | 10 | 11 | 3 | 29 | 43 | 15 | 2 | 9 | 26 | 93 |
| 2012 | 10 | 4 | 11 | 25 | 8 | 8 | 13 | 29 | 6 | 13 | 6 | 25 | 11 | 19 | 11 | 41 | 120 |
| 2013 | 57 | 11 | 15 | 83 | 13 | 30 | 10 | 53 | 34 | 5 | 4 | 43 | 44 | 31 | 54 | 129 | 308 |
| 2014 | 5 | 4 | 8 | 17 | 137 | 30 | 20 | 187 | 4 | 26 | 11 | 41 | 15 | 9 | 139 | 163 | 408 |
| 2015 | 8 | 17 | 164 | 189 | 23 | 6 | 44 | 73 | 40 | 17 | 24 | 81 | 13 | 8 | 9 | 30 | 373 |
| 2016 | 16 | 14 | 26 | 56 | 18 | 35 | 45 | 98 | 33 | 28 | 35 | 96 | 30 | 87 | 47 | 164 | 414 |
| 2017 | 29 | 37 | 23 | 89 | 28 | 29 | 18 | 75 | 7 | 19 | 17 | 43 | 64 | 9 | 29 | 102 | 309 |
| 2018 | 18 | 14 | 8 | 40 | 8 | 28 | 48 | 84 | 126 | 75 | 48 | 249 | 45 | 102 | 38 | 185 | 558 |
| 2019 | 307 | 27 | 30 | 364 | 49 | 50 | 139 | 238 | 33 | 45 | 32 | 110 | 238 | 51 | 54 | 343 | 1,055 |
| 2020 | 22 | 220 | 113 | 355 | 41 | 124 | 35 | 200 | 269 | 26 | 58 | 353 | 273 | 73 | 253 | 599 | 1,507 |
| 2021 | 12 | 26 | 25 | 63 | 23 | 15 | 29 | 67 | 19 | 14 | 25 | 58 | 8 | 0 | 0 | 8 | 196 |

Historic Summary Data

| | | | | | | | | | | | | | | | | | |
|---------------------|-------|-------|-------|-------|-------|-------|-------|-------|-------|-------|-------|-------|-------|-------|-------|-------|--------|
| TOTAL (1990-2021) | 1,318 | 1,253 | 1,392 | 3,963 | 1,196 | 1,334 | 1,740 | 4,270 | 1,533 | 1,497 | 1,760 | 4,790 | 1,782 | 1,322 | 1,959 | 5,063 | 18,086 |
| AVERAGE (1990-2021) | 41 | 39 | 44 | 124 | 37 | 42 | 54 | 133 | 48 | 47 | 55 | 150 | 56 | 41 | 61 | 158 | 565 |

10-Year

| | | | | | | | | | | | | | | | | | |
|---------------------|-----|-----|-----|-------|-----|-----|-----|-------|-----|-----|-----|-------|-----|-----|-----|-------|-------|
| TOTAL (2012-2021) | 484 | 374 | 423 | 1,281 | 348 | 355 | 401 | 1,104 | 571 | 268 | 260 | 1,099 | 741 | 389 | 634 | 1,764 | 5,248 |
| AVERAGE (2012-2021) | 48 | 37 | 42 | 128 | 35 | 36 | 40 | 110 | 57 | 27 | 26 | 110 | 74 | 39 | 63 | 176 | 525 |

5-Year

| | | | | | | | | | | | | | | | | | |
|---------------------|-----|-----|-----|-----|-----|-----|-----|-----|-----|-----|-----|-----|-----|-----|-----|-------|-------|
| TOTAL (2017-2021) | 388 | 324 | 199 | 911 | 149 | 246 | 269 | 664 | 454 | 179 | 180 | 813 | 628 | 235 | 374 | 1,237 | 3,625 |
| AVERAGE (2017-2021) | 78 | 65 | 40 | 182 | 30 | 49 | 54 | 133 | 91 | 36 | 36 | 163 | 126 | 47 | 75 | 247 | 725 |

3-Year

| | | | | | | | | | | | | | | | | | |
|--------------------|-----|-----|-----|-----|-----|-----|-----|-----|-----|----|-----|-----|-----|-----|-----|-----|-------|
| TOTAL (2019-2021) | 341 | 273 | 168 | 782 | 113 | 189 | 203 | 505 | 321 | 85 | 115 | 521 | 519 | 124 | 307 | 950 | 2,758 |
| AVERAGE(2019-2021) | 114 | 91 | 56 | 261 | 38 | 63 | 68 | 168 | 107 | 28 | 38 | 174 | 173 | 41 | 102 | 317 | 919 |

| Non-Residential Building Permit Data (Square Feet) | | | | | | | | | | | | | | | | | | |
|---|---------|---------|---------|---------|---------|---------|---------|---------|---------|---------|---------|---------|---------|--------|---------|---------|---------------|---------------|
| YEAR | JAN | FEB | MAR | 1ST QTR | APR | MAY | JUNE | 2ND QTR | JULY | AUG | SEPT | 3RD QTR | OCT | NOV | DEC | 4TH QTR | TOTAL SQ. FT. | VALUE |
| 1987 | 5,404 | 0 | 56,600 | 62,004 | 2,964 | 0 | 0 | 2,964 | 7,875 | 432 | 33,686 | 41,993 | 6,534 | 0 | 29,553 | 36,087 | 143,048 | \$6,241,103 |
| 1988 | 4,825 | 60,453 | 0 | 65,278 | 33,658 | 95,419 | 20,171 | 149,248 | 91,784 | 122,638 | 24 | 214,446 | 11,375 | 90,450 | 0 | 101,825 | 530,797 | \$13,828,091 |
| 1989 | 15,066 | 18,200 | 22,314 | 55,580 | 139,220 | 10,121 | 67,123 | 216,464 | 12,142 | 18,683 | 76,660 | 107,485 | 16,800 | 64,178 | 254,702 | 335,680 | 715,209 | \$22,966,032 |
| 1990 | 3,260 | 26,226 | 0 | 29,486 | 60,000 | 0 | 10,130 | 70,130 | 6,363 | 14,740 | 700 | 21,803 | 6,875 | 0 | 0 | 6,875 | 128,294 | \$3,621,005 |
| 1991 | 42,084 | 7,383 | 19,000 | 68,467 | 28 | 1,756 | 23,905 | 25,689 | 448 | 0 | 0 | 448 | 64,740 | 41,268 | 17,267 | 123,275 | 217,879 | \$7,535,214 |
| 1992 | 0 | 278 | 95,840 | 96,118 | 44,723 | 6,698 | 5,733 | 57,154 | 29,880 | 0 | 0 | 29,880 | 34,475 | 6,953 | 17,433 | 58,861 | 242,013 | \$8,185,370 |
| 1993 | 35,390 | 116,668 | 0 | 152,058 | 29,751 | 19,234 | 15,844 | 64,829 | 46,200 | 14,565 | 181,185 | 241,950 | 49,423 | 0 | 4,866 | 54,289 | 513,126 | \$16,169,861 |
| 1994 | 6,480 | 5,251 | 152,332 | 164,063 | 1,188 | 5,428 | 142,796 | 149,412 | 18,016 | 19,089 | 170,038 | 207,143 | 17,254 | 57,244 | 202,227 | 276,725 | 797,343 | \$28,309,865 |
| 1995 | 21,533 | 6,756 | 34,906 | 63,195 | 41,119 | 52,053 | 0 | 93,172 | 64,520 | 57,228 | 108,566 | 230,314 | 36,847 | 2,500 | 15,000 | 54,347 | 441,028 | \$14,555,255 |
| 1996 | 4,224 | 13,699 | 24,751 | 42,674 | 39,058 | 76,254 | 72,550 | 187,862 | 185,235 | 201,857 | 37,926 | 425,018 | 2,005 | 6,530 | 35,177 | 43,712 | 699,266 | \$26,998,410 |
| 1997 | 80,786 | 121,584 | 32,360 | 234,730 | 36,792 | 19,419 | 81,479 | 137,690 | 409,971 | 40,990 | 46,673 | 497,634 | 59,596 | 3,280 | 151,193 | 214,069 | 1,084,123 | \$38,258,345 |
| 1998 | 73,373 | 28,476 | 119,413 | 221,262 | 122,046 | 32,508 | 40,995 | 195,549 | 62,309 | 9,834 | 86,060 | 158,203 | 327,856 | 5,300 | 0 | 333,156 | 908,170 | \$22,986,979 |
| 1999 | 128,708 | 54,880 | 37,952 | 221,540 | 0 | 36,320 | 39,560 | 75,880 | 7,240 | 0 | 63,251 | 70,491 | 6,444 | 35,277 | 26,079 | 67,800 | 435,711 | \$15,830,670 |
| 2000 | 33,590 | 138,542 | 611,029 | 783,161 | 219,608 | 108,853 | 211,428 | 539,889 | 100,206 | 11,841 | 36,400 | 148,447 | 32,755 | 53,909 | 57,041 | 143,705 | 1,615,202 | \$76,690,122 |
| 2001 | 86,566 | 5,270 | 86,922 | 178,758 | 114,699 | 45,684 | 1,200 | 161,583 | 190,245 | 46,034 | 4,239 | 240,518 | 25,746 | 9,591 | 2,522 | 37,859 | 618,718 | \$36,636,872 |
| 2002 | 11,526 | 5,793 | 13,235 | 30,554 | 12,968 | 26,086 | 29,601 | 68,655 | 57,281 | 2,916 | 13,570 | 73,767 | 17,764 | 499 | 2,002 | 20,265 | 193,241 | \$13,582,499 |
| 2003 | 7,188 | 7,008 | 1,290 | 15,486 | 109,719 | 79,078 | 37,405 | 226,202 | 4,917 | 28,453 | 20,949 | 54,319 | 3,740 | 1,500 | 18,204 | 23,444 | 319,451 | \$15,803,511 |
| 2004 | 17,603 | 0 | 17,903 | 35,506 | 8,356 | 189 | 26,868 | 35,413 | 16,471 | 6,517 | 20,235 | 43,223 | 18,787 | 51,891 | 51,301 | 121,979 | 236,121 | \$19,187,883 |
| 2005 | 1,000 | 23,736 | 245,449 | 270,185 | 44,491 | 219,089 | 68,585 | 332,165 | 64,802 | 5,475 | 3,440 | 73,717 | 27,524 | 2,522 | 126,560 | 156,606 | 832,673 | \$59,122,066 |
| 2006 | 9,386 | 5,400 | 215,572 | 230,358 | 133,482 | 38,824 | 41,749 | 214,055 | 8,000 | 34,420 | 3,551 | 45,971 | 114,356 | 220 | 15,682 | 130,258 | 620,642 | \$63,696,382 |
| 2007 | 47,887 | 68,169 | 358 | 116,414 | 11,800 | 4,579 | 44,011 | 60,390 | 7,446 | 22,464 | 18,500 | 48,410 | 42,060 | 4,000 | 12,333 | 58,393 | 283,607 | \$37,076,211 |
| 2008 | 1,890 | 352 | 20,762 | 23,004 | 60 | 26,264 | 0 | 26,324 | 61,908 | 23,568 | 0 | 85,476 | 3,564 | 89,833 | 0 | 93,397 | 228,201 | \$18,880,918 |
| 2009 | 5,184 | 0 | 0 | 5,184 | 0 | 50 | 0 | 50 | 4,498 | 0 | 0 | 4,498 | 2,370 | 0 | 15,770 | 18,140 | 27,872 | \$2,952,409 |
| 2010 | 0 | 0 | 0 | 0 | 0 | 216,942 | 0 | 216,942 | 0 | 8,845 | 1,305 | 10,150 | 0 | 9,093 | 3,613 | 12,706 | 239,798 | \$33,914,019 |
| 2011 | 7,482 | 58,800 | 11,204 | 77,486 | 0 | 548 | 37,813 | 38,361 | 8,380 | 0 | 0 | 8,380 | 20,600 | 0 | 400 | 21,000 | 145,227 | \$16,907,398 |
| 2012 | 427 | 4,093 | 490 | 5,010 | 0 | 11,644 | 0 | 11,644 | 8,866 | 2,990 | 7,660 | 19,516 | 3,744 | 494 | 84,682 | 88,920 | 125,090 | \$12,200,289 |
| 2013 | 0 | 0 | 18,751 | 18,751 | 0 | 26,909 | 0 | 26,909 | 80 | 3,740 | 7,844 | 11,664 | 4,900 | 11,133 | 0 | 16,033 | 73,357 | \$7,114,350 |
| 2014 | 5,040 | 0 | 21,923 | 26,963 | 4,284 | 120 | 21,314 | 25,718 | 482 | 129,881 | 47,284 | 177,647 | 73,935 | 56,701 | 25,771 | 156,407 | 386,735 | \$31,141,593 |
| 2015 | 34,140 | 129,109 | 75,570 | 238,819 | 14,417 | 7,589 | 2,480 | 24,486 | 33,368 | 5,240 | 174,363 | 212,971 | 185,007 | 66,904 | 0 | 251,911 | 728,187 | \$116,469,413 |
| 2016 | 0 | 0 | 34,723 | 34,723 | 11,715 | 200,293 | 24,577 | 236,585 | 32,670 | 272 | 56,562 | 89,504 | 6,024 | 0 | 0 | 6,024 | 366,836 | \$124,704,362 |
| 2017 | 53,580 | 0 | 103,938 | 157,518 | 133,622 | 163,221 | 0 | 296,843 | 8,250 | 20,236 | 0 | 28,486 | 10,894 | 18,592 | 30,690 | 60,176 | 543,023 | \$45,707,866 |
| 2018 | 418,932 | 12,661 | 24,196 | 455,789 | 127,265 | 0 | 51,000 | 178,265 | 5,476 | 30,617 | 41,646 | 77,739 | 0 | 0 | 11,494 | 11,494 | 723,287 | \$87,540,590 |
| 2019 | 0 | 0 | 22,708 | 22,708 | 17,878 | 15,858 | 70,000 | 103,736 | 35,276 | 119,055 | 10,385 | 164,716 | 0 | 0 | 10,139 | 10,139 | 301,299 | \$44,867,537 |
| 2020 | 0 | 0 | 7,563 | 7,563 | 25,702 | 100,590 | 3,584 | 129,876 | 3,676 | 347,112 | 6,318 | 357,106 | 119,766 | 0 | 36,442 | 156,208 | 650,753 | \$65,028,237 |
| 2021 | 190 | 0 | 97,473 | 97,663 | 0 | 25,607 | 25,050 | 50,657 | 11,379 | 375 | 3,172 | 14,926 | 5,502 | 0 | 0 | 5,502 | 168,748 | \$21,028,779 |

Historic Summary Data

| | | | | | | | | | | | | | | | | | | |
|---------------------|-----------|---------|-----------|-----------|-----------|-----------|-----------|-----------|-----------|-----------|-----------|-----------|-----------|---------|-----------|-----------|------------|---------------|
| TOTAL (1987-2021) | 1,162,744 | 918,787 | 2,226,527 | 4,308,058 | 1,540,613 | 1,673,227 | 1,216,951 | 4,430,791 | 1,605,660 | 1,350,107 | 1,282,192 | 4,237,959 | 1,359,262 | 689,862 | 1,258,143 | 3,307,267 | 16,284,075 | 1,175,739,506 |
| AVERAGE (1987-2021) | 33,221 | 26,251 | 63,615 | 123,087 | 44,018 | 47,806 | 34,770 | 126,594 | 45,876 | 38,574 | 36,634 | 121,085 | 38,836 | 19,710 | 35,947 | 94,493 | 465,259 | 33,592,557 |

10-Year

| | | | | | | | | | | | | | | | | | | |
|---------------------|---------|---------|---------|-----------|---------|---------|---------|-----------|---------|---------|---------|-----------|---------|---------|---------|---------|-----------|-------------|
| TOTAL (2012-2021) | 512,309 | 145,863 | 407,335 | 1,065,507 | 334,883 | 551,831 | 198,005 | 1,084,719 | 139,523 | 659,518 | 355,234 | 1,154,275 | 409,772 | 153,824 | 199,218 | 762,814 | 4,067,315 | 555,803,016 |
| AVERAGE (2012-2021) | 51,231 | 14,586 | 40,734 | 106,551 | 33,488 | 55,183 | 19,801 | 108,472 | 13,952 | 65,952 | 35,523 | 115,428 | 40,977 | 15,382 | 19,922 | 76,281 | 406,732 | 55,580,302 |

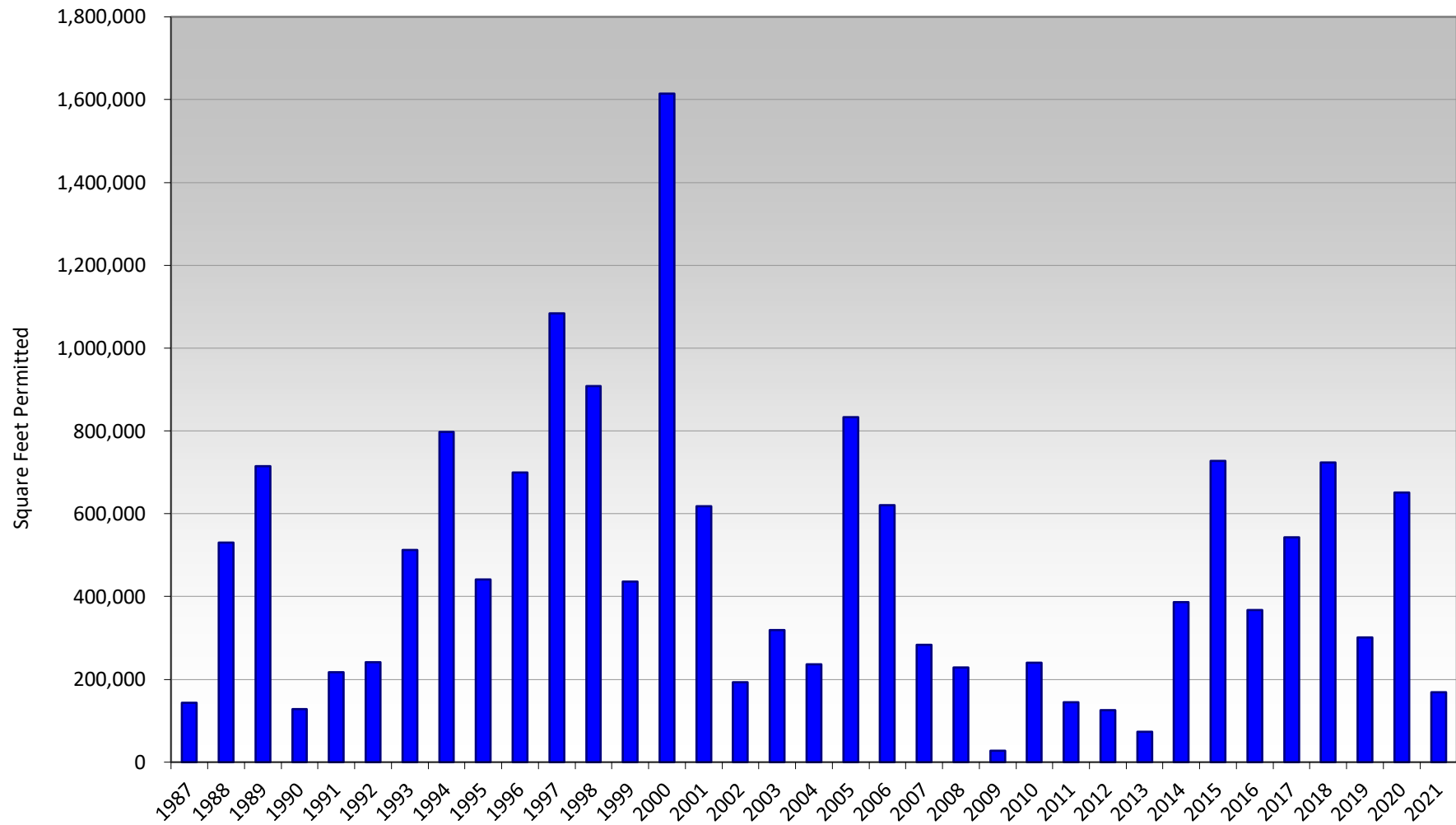
5-Year

| | | | | | | | | | | | | | | | | | | |
|---------------------|---------|--------|---------|---------|---------|---------|---------|---------|--------|---------|--------|---------|---------|--------|--------|---------|-----------|-------------|
| TOTAL (2017-2021) | 472,702 | 12,661 | 255,878 | 741,241 | 304,467 | 305,276 | 149,634 | 759,377 | 64,057 | 517,395 | 61,521 | 642,973 | 136,162 | 18,592 | 88,765 | 243,519 | 2,387,110 | 264,173,009 |
| AVERAGE (2017-2021) | 94,540 | 2,532 | 51,176 | 148,248 | 60,893 | 61,055 | 29,927 | 151,875 | 12,811 | 103,479 | 12,304 | 128,595 | 27,232 | 3,718 | 17,753 | 48,704 | 477,422 | 52,834,602 |

3-Year

| | | | | | | | | | | | | | | | | | | |
|--------------------|-----|---|---------|---------|--------|---------|--------|---------|--------|---------|--------|---------|---------|---|--------|---------|-----------|-------------|
| TOTAL (2019-2021) | 190 | 0 | 127,744 | 127,934 | 43,580 | 142,055 | 98,634 | 284,269 | 50,331 | 466,542 | 19,875 | 536,748 | 125,268 | 0 | 46,581 | 171,849 | 1,120,800 | 130,924,553 |
| AVERAGE(2019-2021) | 63 | 0 | 42,581 | 42,645 | 14,527 | 47,352 | 32,878 | 94,756 | 16,777 | 155,514 | 6,625 | 178,916 | 41,756 | 0 | 15,527 | 57,283 | 373,600 | 43,641,518 |

Total Non-Residential Square Feet Permitted by Year

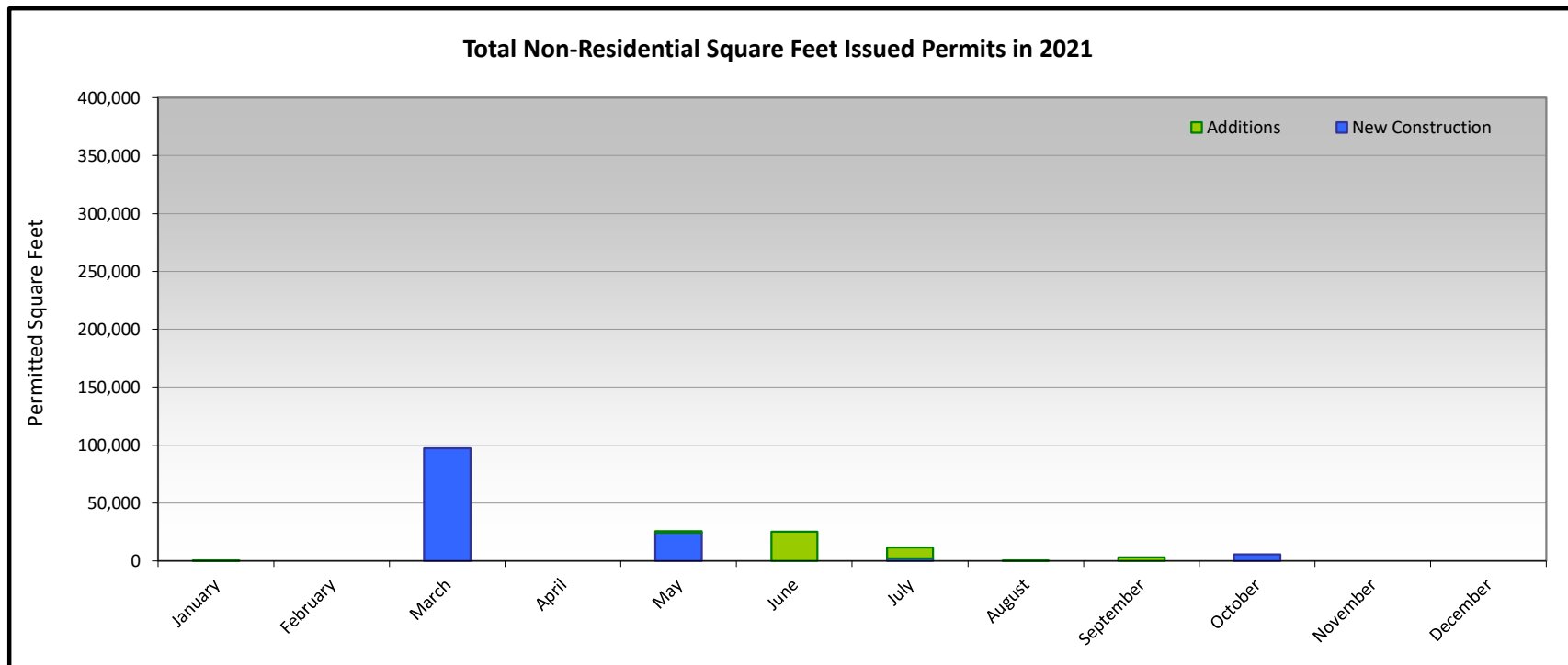


Non-Residential Building Permit Data

2021

| MONTH | NEW CONSTRUCTION | | | ADDITIONS & REMODELS* | | | TOTAL | | |
|--------------|------------------|---------------------|----------------|-----------------------|---------------------|---------------|-----------|----------------------|----------------|
| | Number | Value | Sq. Feet | Number | Value | Sq. Feet | Number | Value | Sq. Feet |
| January | 0 | \$0 | 0 | 6 | \$732,486 | 190 | 6 | \$732,486 | 190 |
| February | 0 | \$0 | 0 | 11 | \$2,433,619 | 0 | 11 | \$2,433,619 | 0 |
| March | 1 | \$4,801,673 | 97,473 | 11 | \$8,363,449 | 0 | 12 | \$13,165,122 | 97,473 |
| April | 0 | \$0 | 0 | 8 | \$331,254 | 0 | 8 | \$331,254 | 0 |
| May | 2 | \$5,838,508 | 24,392 | 13 | \$47,983,114 | 1,215 | 15 | \$53,821,622 | 25,607 |
| June | 0 | \$0 | 0 | 10 | \$3,165,697 | 25,050 | 10 | \$3,165,697 | 25,050 |
| July | 1 | \$329,258 | 2,350 | 9 | \$19,569,472 | 9,029 | 10 | \$19,898,730 | 11,379 |
| August | 0 | \$0 | 0 | 9 | \$3,230,829 | 375 | 9 | \$3,230,829 | 375 |
| September | 0 | \$0 | 0 | 5 | \$1,214,239 | 3,172 | 5 | \$1,214,239 | 3,172 |
| October | 2 | \$772,400 | 5,502 | 6 | \$2,087,455 | 0 | 8 | \$2,859,855 | 5,502 |
| November | | | | | | | 0 | \$0 | 0 |
| December | | | | | | | 0 | \$0 | 0 |
| TOTAL | 6 | \$11,741,839 | 129,717 | 88 | \$89,111,614 | 39,031 | 94 | \$100,853,453 | 168,748 |

* Sq Ft information includes additions only.



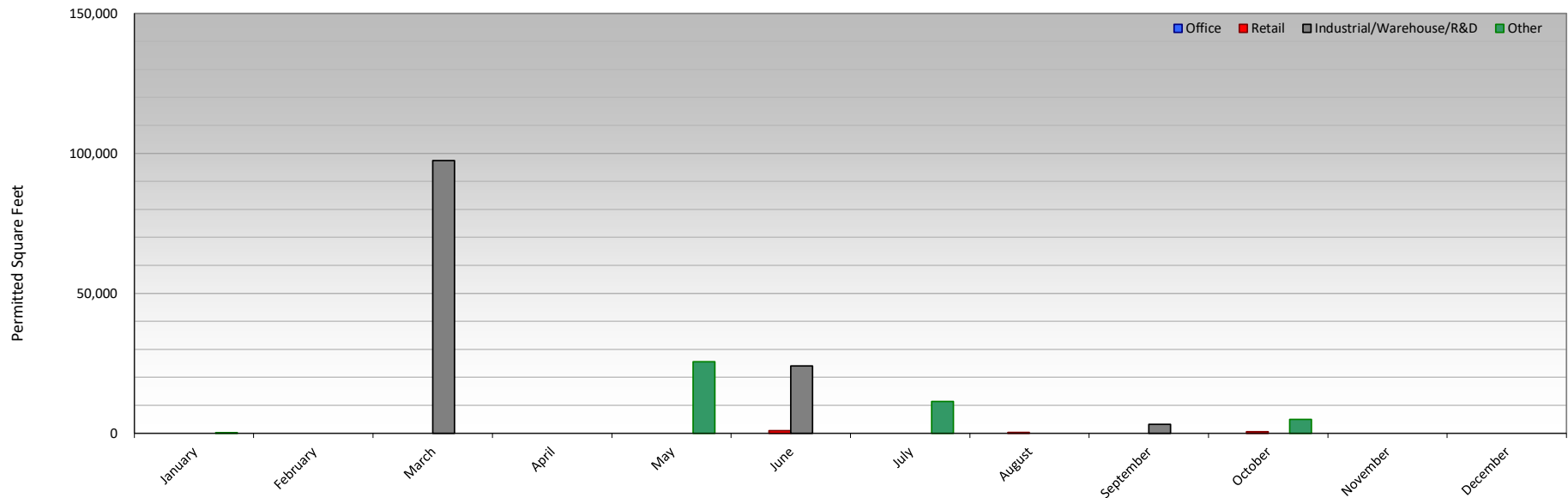
Non-Residential Building Permit Data
(BY-TYPE OF USE FOR NEW CONSTRUCTION & ADDITIONS)

2021

| MONTH | OFFICE | | | RETAIL | | | INDUSTRIAL/WAREHOUSE/R&D | | | OTHER* | | | TOTAL | | |
|--------------|----------|------------|----------|----------|--------------------|--------------|--------------------------|--------------------|----------------|----------|---------------------|---------------|-----------|---------------------|----------------|
| | NUMBER | VALUE | SQ. FEET | NUMBER | VALUE | SQ. FEET | NUMBER | VALUE | SQ. FEET | NUMBER | VALUE | SQ. FEET | NUMBER | VALUE | SQ. FEET |
| January | 0 | \$0 | 0 | 0 | \$0 | 0 | 0 | \$0 | 0 | 1 | \$70,000 | 190 | 1 | \$70,000 | 190 |
| February | 0 | \$0 | 0 | 0 | \$0 | 0 | 0 | \$0 | 0 | 0 | \$0 | 0 | 0 | \$0 | 0 |
| March | 0 | \$0 | 0 | 0 | \$0 | 0 | 1 | \$4,801,673 | 97,473 | 0 | \$0 | 0 | 1 | \$4,801,673 | 97,473 |
| April | 0 | \$0 | 0 | 0 | \$0 | 0 | 0 | \$0 | 0 | 0 | \$0 | 0 | 0 | \$0 | 0 |
| May | 0 | \$0 | 0 | 0 | \$0 | 0 | 0 | \$0 | 0 | 3 | \$6,980,646 | 25,607 | 3 | \$6,980,646 | 25,607 |
| June | 0 | \$0 | 0 | 1 | \$987,500 | 950 | 1 | \$1,793,302 | 24,100 | 0 | \$0 | 0 | 2 | \$2,780,802 | 25,050 |
| July | 0 | \$0 | 0 | 0 | \$0 | 0 | 0 | \$0 | 0 | 2 | \$4,046,758 | 11,379 | 2 | \$4,046,758 | 11,379 |
| August | 0 | \$0 | 0 | 1 | \$925,000 | 375 | 0 | \$0 | 0 | 0 | \$0 | 0 | 1 | \$925,000 | 375 |
| September | 0 | \$0 | 0 | 0 | \$0 | 0 | 1 | \$651,500 | 3,172 | 0 | \$0 | 0 | 1 | \$651,500 | 3,172 |
| October | 0 | \$0 | 0 | 1 | \$499,000 | 557 | 0 | \$0 | 0 | 1 | \$273,400 | 4,945 | 2 | \$772,400 | 5,502 |
| November | 0 | \$0 | 0 | 0 | \$0 | 0 | 0 | \$0 | 0 | 0 | \$0 | 0 | 0 | \$0 | 0 |
| December | 0 | \$0 | 0 | 0 | \$0 | 0 | 0 | \$0 | 0 | 0 | \$0 | 0 | 0 | \$0 | 0 |
| TOTAL | 0 | \$0 | 0 | 3 | \$2,411,500 | 1,882 | 3 | \$7,246,475 | 124,745 | 7 | \$11,370,804 | 42,121 | 13 | \$21,028,779 | 168,748 |

* Other includes structures such as hotels, churches, hangars, decks, ramps, hospital, fire stations, restrooms, conference center, municipal buildings etc.

Non-Residential Permitted Square Feet by Type
2021



Other Building Permit Data

(BY-TYPE OF PERMIT)

2021

| MONTH | OTHER RESIDENTIAL | | OTHER NON-RESIDENTIAL | | OTHER MUNICIPAL | | OTHER PERMITS* | |
|--------------|-------------------|---------------------|-----------------------|--------------------|-----------------|--------------------|----------------|---------------------|
| | Number | Value | Number | Value | Number | Value | Number | Value |
| January | 136 | \$1,209,914 | 9 | \$20,303 | 0 | \$0 | 129 | \$1,129,738 |
| February | 169 | \$1,536,834 | 4 | \$83,364 | 0 | \$0 | 163 | \$1,593,575 |
| March | 181 | \$1,342,910 | 21 | \$422,042 | 0 | \$0 | 185 | \$1,693,934 |
| April | 208 | \$2,090,687 | 16 | \$833,089 | 1 | \$4,200 | 210 | \$2,953,206 |
| May | 188 | \$1,329,583 | 18 | \$1,033,658 | 1 | \$1,181 | 221 | \$2,416,528 |
| June | 232 | \$3,082,716 | 20 | \$1,671,124 | 0 | \$0 | 251 | \$2,716,350 |
| July | 185 | \$1,687,397 | 15 | \$458,477 | 1 | \$16,000 | 213 | \$1,948,651 |
| August | 226 | \$2,008,494 | 27 | \$236,257 | 1 | \$8,464 | 207 | \$1,698,359 |
| September | 186 | \$1,702,636 | 20 | \$334,370 | 1 | \$2,500 | 176 | \$2,668,542 |
| October | 178 | \$1,343,675 | 20 | \$250,880 | 4 | \$2,151,000 | 187 | \$2,074,930 |
| November | | | | | | | | |
| December | | | | | | | | |
| TOTAL | 1,889 | \$17,334,846 | 170 | \$5,343,564 | 9 | \$2,183,345 | 1,942 | \$20,893,813 |

* Examples of other permits includes signs and ACA online permits.

Value of Other Permits by Type
2021

